

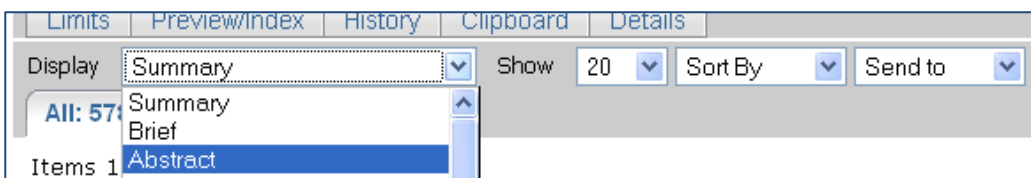
Getting to Full-Text Articles from Your PubMed Search

Directions for Obtaining a Single Article:

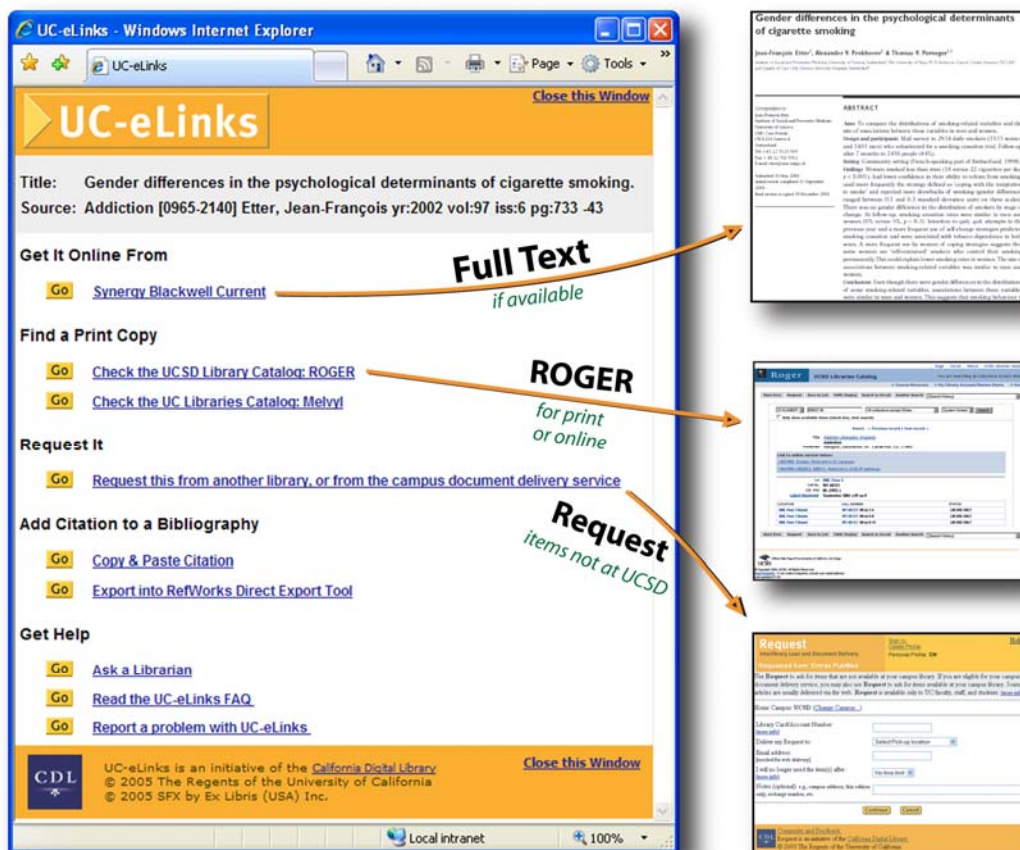
1. Access PubMed from the Biomedical Library's website – <http://biomed.ucsd.edu> – look under “Library Quicklinks.”



2. Perform your PubMed search. On the page of retrieved citations, select **Abstract** from the Display menu



3. The Abstract display shows the UC-eLinks button. **UC-eLinks** Click it to view the full-text options.



This composite image illustrates the UC-eLinks interface for a specific article. The main window shows the article title: "Gender differences in the psychological determinants of cigarette smoking." and the source: "Addiction [0965-2140] Etter, Jean-François yr:2002 vol:97 iss:6 pg:733-43". Below this, there are several sections: "Get It Online From" with a "Go" button and a link to "Synergy Blackwell Current"; "Find a Print Copy" with "Go" buttons and links to "Check the UCSD Library Catalog: ROGER" and "Check the UC Libraries Catalog: Melyl"; "Request It" with a "Go" button and a link to "Request this from another library, or from the campus document delivery service"; "Add Citation to a Bibliography" with "Go" buttons and links to "Copy & Paste Citation" and "Export into RefWorks Direct Export Tool"; and "Get Help" with "Go" buttons and links to "Ask a Librarian", "Read the UC-eLinks FAQ", and "Report a problem with UC-eLinks".

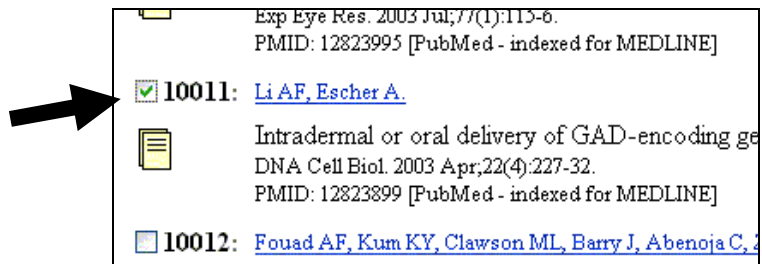
Three arrows point from the main interface to smaller screenshots of the linked services:

- An arrow labeled "Full Text if available" points to a screenshot of the article's abstract page.
- An arrow labeled "ROGER for print or online" points to a screenshot of the Roger Library Catalog search results page.
- An arrow labeled "Request items not at UCSD" points to a screenshot of the Request form for items not available at UCSD.

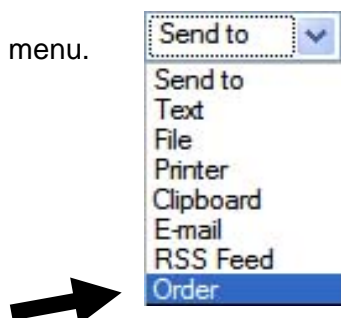
Retrieve Multiple Articles at One Time:

Perform your search in PubMed(see steps 1 and 2 on the reverse page) then follow the steps below.

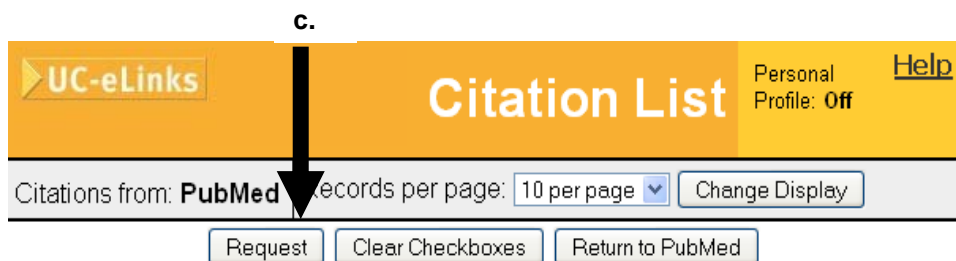
1. Put checkmarks in the boxes to the left of the articles you would like to obtain.



2. Select **Order** from the Send to menu.



3. Wait a moment for your selected **Citation List** to be displayed by [UC-eLinks](#).



1. A Haynal. **Freud, his illness, and ourselves.**
Am J Psychoanal. Vol:68, no:2, page:103-16. 2008 Jun 2008 Jun.
a. [See if your campus library has this. Check the Melvyl Catalog.](#)
2. N Halevy; G Bornstein; L Sagiv. **"In-group love" and "out-group hate" as motives for individual participation in intergroup conflict: a new game paradigm.**
Psychol Sci. Vol:19, no:4, page:405-11. 2008 Apr 2008 Apr.
b. [View article \[Synergy Blackwell Premium\].](#)
[See if your campus library has this. Check the Melvyl Catalog.](#)

- a. If you do not see a **"View article"** link, click on **"See if your campus has this..."** to check print holdings via the UC (Melvyl) Catalog.
- b. If you see a **"View article"** link, click on that link to display the full text of the article.
- c. If UCSD does not subscribe to the journal you need, select them by click in the box next to them, then click on the Request button. Fill out the form that pops up and submit your request.